

Reading and Writing

New HFW: Did You Get Enough

Read Poem: did, no, more



Read your house! Find 10 sight words around your house. Write them in the picture box. Use 2 of these words to write a sentence.



Dictate these 5 words to your child that have the ee vowel spelling. Have your child write the word and draw a matching picture. (jeep, feet, sweet, teeth, sheep\_



Write 2 sentences with a word/s that has the "ee" spelling. Underline the ee words.

Ex: I can see a tree.

A sheep is soft.

Handwriting practice lines consisting of solid top and bottom lines with a dashed middle line. There are four sets of these lines provided for student use.

## Reading Comprehension

Please log onto Raz Kids (reading A-Z)  
Go to: [www.kidsa-z.com/login](http://www.kidsa-z.com/login)

Record the title of one of the books read

What happened in the beginning, middle and end?

\*Draw pictures and write a sentence for each story part.




First

Then

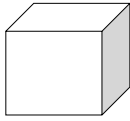
Last

Four sets of primary writing lines, each consisting of a solid top line, a dashed middle line, and a solid bottom line.

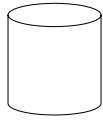
# Math



sphere



cube



cylinder



cone

Go on a shape hunt. Find 3d shapes that roll, stack or slide. Record them on the chart below by drawing a picture and labeling the objects. Find 3 shapes for each category.

Roll

Slide

Stack

Roll	Slide	Stack

