

Reading and Writing

New HFW: about, how, many
Read Poem "About How Many"

Name: _____

HW 5



We are working on rhyming. Make a mind map with each of these words in the middle: will, fan, and sit. Have your child write words that rhyme with each word. as you say it. They can be silly words, "words that do not mean anything", as long as they rhyme.



Have your child draw a bed and write the word bed. Think of 4 words that rhyme with bed. Write the words and draw a picture for each.



Make flashcards and practice all of the sight word we have learned this quarter. Have your child write down all of the words he/she missed and practice reading each three times.

Handwriting practice lines consisting of solid top and bottom lines with a dashed middle line. There are four sets of these lines on the page.

Math

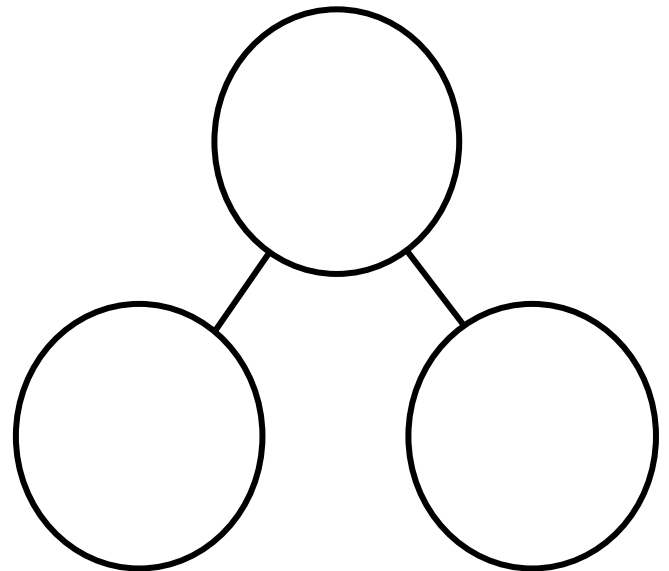

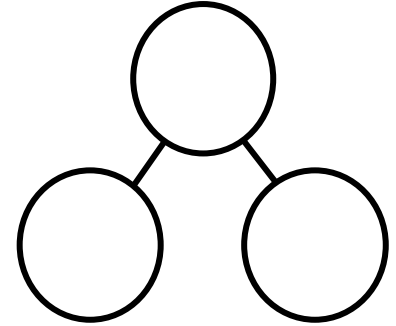

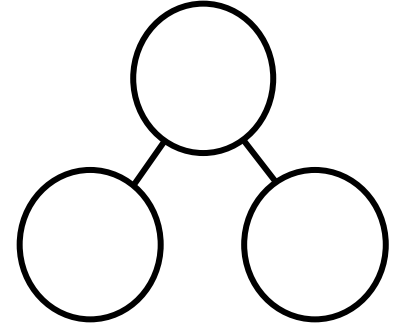
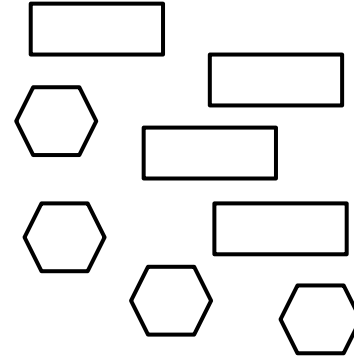
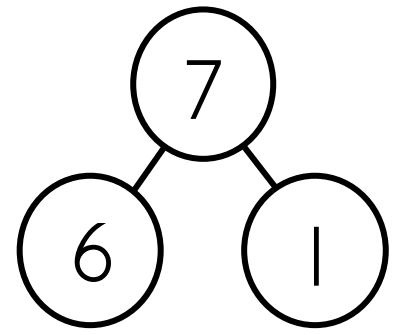

We are learning about addition and subtraction through number pairs. Our math curriculum refers to this as "number Bonds."



Look at the shape groups and practice naming them. Fill in the number bonds to match each group. The first problem is done as a sample.



Color the fish in the fish bowl using two different colors. Then fill in your number bond and number sentence to match your picture (Ex: 6 red y 2 blue))



8

is

an

d

Unit of Study

Write a story about your Thanksgiving celebration with your family. Encourage students to use story structure: character/setting sentence, beginning, middle, and end. Be sure to conclude with why they are grateful for this experience. Include a picture: photo or drawing from that day.

Handwriting practice lines consisting of solid top and bottom lines with a dashed midline, repeated across the page.