

Name: _____

Letters: Uu, Ww



Draw or find pictures that start with the letters of the week and make a mind map.



Say these words slowly and have your child try and sound spell the word with the sounds he/she hears. Draw a picture to match: mad, dot, fin. **For a challenge, write a sentence with this word in it.**



Review sounds taught: m, a, t, d, o, c, g, i, n, h, s, f, v, l, r, u, w. Write one letter per index card. Use the cards to construct CVC words (consonant, vowel consonant) Write at least 5 words you created and draw a picture for each.

Handwriting practice lines consisting of four sets of three horizontal lines (top solid, middle dashed, bottom solid).

High Frequency Words

Words of the week: we, were, by



Write all the words we have learned on index cards. Play memory with your child using these cards. Write a note telling us this is what you did, or take a picture!



Play tic-tac-toe with two of the high frequency words of the week. Player 1 writes one word and Player 2 writes the other words. Just like X's and O's. Play on the paper.



Write 5 sentences with sight words. Make sure every sentence has at least one sight word in it. Underline or highlight the sight word.

Remember to read the poem: The Farm

Name: _____

Handwriting practice lines consisting of multiple sets of solid top and bottom lines with a dashed midline.

Math

This week we are focusing on comparing sets that are LESS than another set.



Slash and count the dots on the ten frames, record the number on the line and circle the ten frame that shows the least.



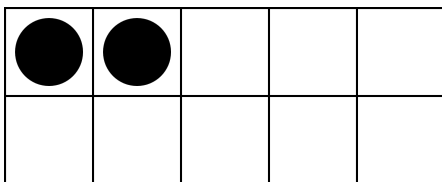
Use a deck of cards and play "War." The person who has the lowest card gets to keep the cards. Practice the sentence frame during each round:
_____ is less than _____.
For example, 4 is less than 7.

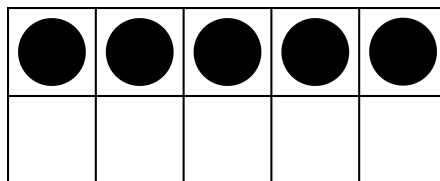


Grab two sets of items from the house for your child. Have them identify the group that has less. Draw the items and write the number of items in each set. Circle the set that had less.
Example: 4 forks and 7 spoons.


Name: _____

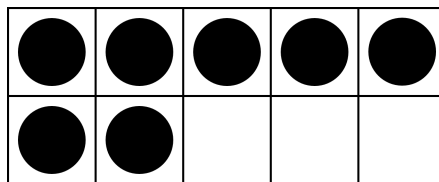
1.





2.





Unit of Study

We had a great time on our field trip to the Pumpkin Patch.

Write a sentence about your favorite part of the pumpkin patch and tell why you liked it the best. Draw an illustration to match the sentence. Try your best to have your child use sight words and sound spelling to write the sentence on their own. You may dictate if need be.

Example: I liked the corn maze because it was really tricky but fun.

Name: _____

Handwriting practice lines consisting of four sets of three horizontal lines (top solid, middle dashed, bottom solid).